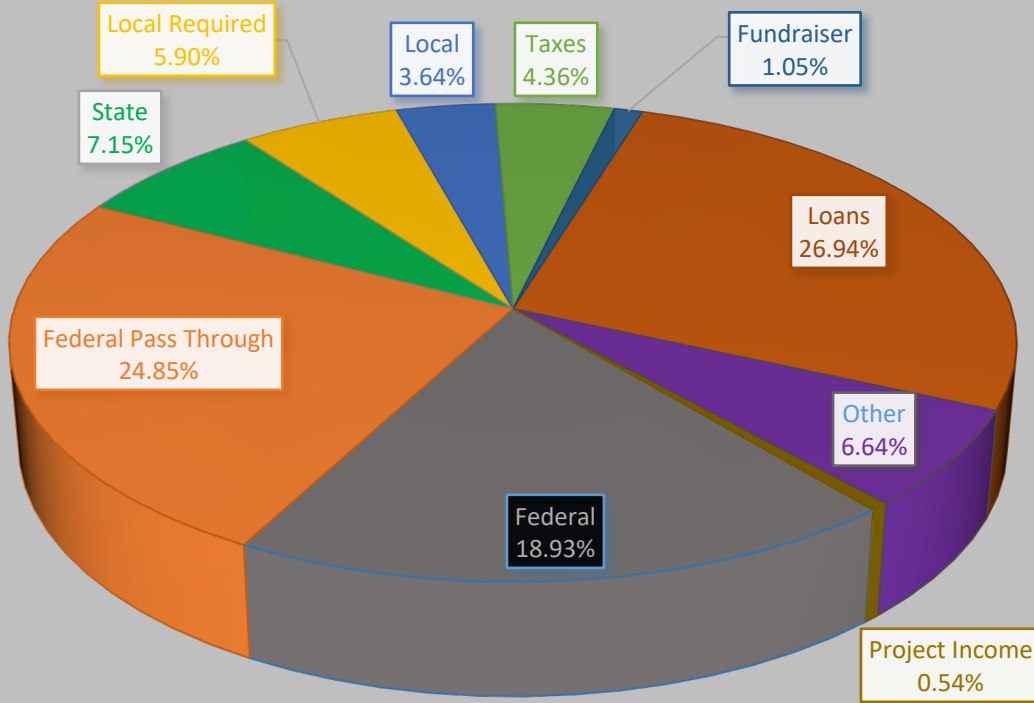


Uintah Basin Association of Governments
Fiscal Year 2022 Proposed Budget
And Program Summary

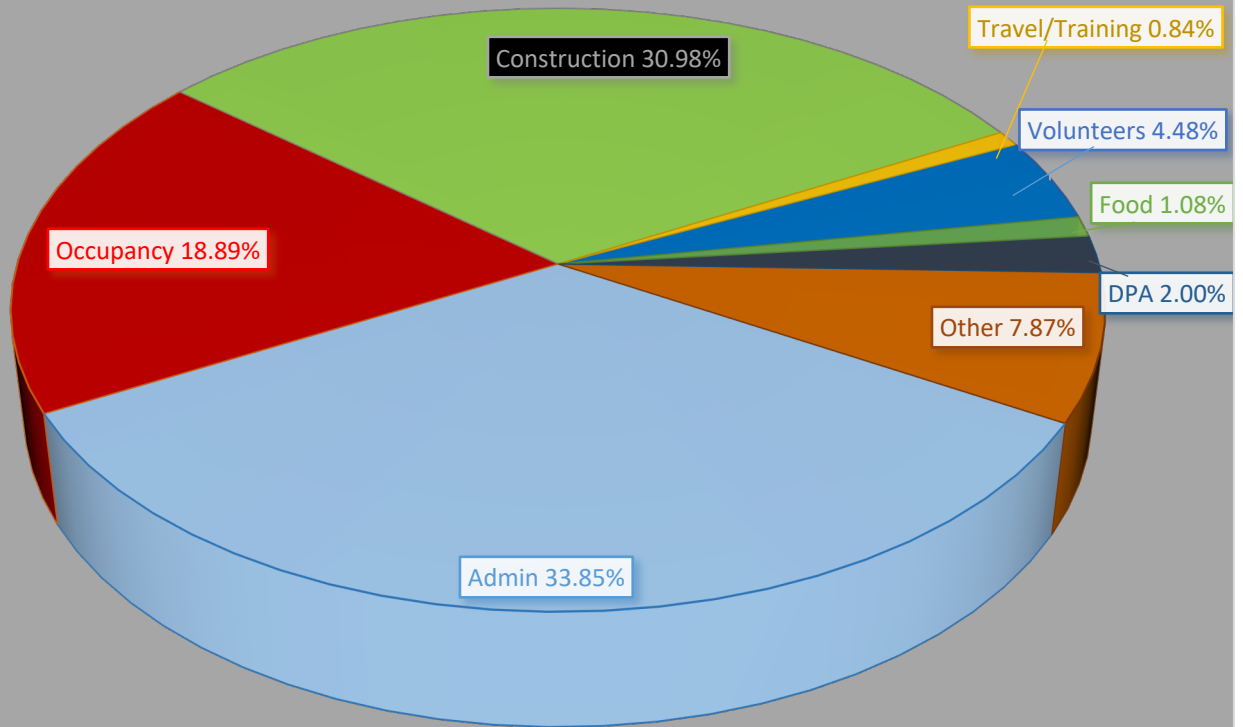
Presented March 25, 2021

FY 2022 REVENUES



<u>Revenue Category</u>	<u>Total</u>
Federal	\$ 1,756,579.00
Federal Pass Through	\$ 2,305,731.00
State	\$ 663,014.00
Local Required	\$ 547,560.00
Local	\$ 337,500.00
Taxes	\$ 405,000.00
Fundraiser	\$ 97,125.00
Loans	\$ 2,500,000.00
Other	\$ 616,000.00
Project Income	\$ 50,000.00
TOTAL BUDGET	\$ 9,278,509.00

FY 2022 EXPENSES



Expense	Total
Admin	\$ 3,140,759.82
Occupancy	\$ 1,752,749.32
Construction	\$ 2,874,483.00
Travel/Training	\$ 77,713.00
Volunteers	\$ 416,014.00
Food	\$ 100,500.00
DPA	\$ 186,000.00
Other	\$ 730,290.00
Total	\$ 9,278,509.14

Administration

The Uintah Basin Association of Governments (UBAOG) receives administrative cost assistance from Daggett, Duchesne and Uintah Counties through direct contributions to the UBAOG. These funds are used to pay for expenses which are not allowed to be paid for by grant funds, and to pay for required match amounts to certain grants.

Occupancy costs are assessed to each program for space used in the UBAOG Administrative Building and Food Pantry Building. These occupancy costs collected pay for two PCIB Loans (\$9,000 and \$18,000 annual payments) initially acquired to pay for a portion of constructing the building. Additionally, these occupancy costs collected are used to pay for electricity, natural gas, and other expenses needed to maintain the buildings.

Administration costs are paid from our three counties and any other donation to the agency. The revenue is estimated to be around **\$80,000**. With the expenses expected to be spent on other administration costs not covered by grants specifically.

Staff

Laurie Brummond
Jeremy Garlick
Nadine Nelson
Sharon Christensen
Kendra Hackford

Position

Executive Director
Chief Financial Officer
Finance Coordinator
Receptionist
Building Administrator

Planning

The Uintah Basin Association of Governments receives various grants to assist local entities when applying to the Permanent Community Impact Board (PCIB). The Planning Grant is overseen by the Regional Planners, who evaluate all PCIB Grant Applications

Additionally, the Environmental Protection Agency awarded the UBAOG a Brownfields grant which is used to evaluate and select projects where environmental concerns have arisen. Sites evaluated and recommended may then have an opportunity to apply for grants for the necessary cleanup.

Public Lands monies are used to pay for consulting services related to public lands issues.

<u>Expense Category</u>	Planning 3081	Brownfields 3100	Totals
Salary	\$ 68,208.00	\$ 10,926.00	\$ 79,134.00
Payroll Taxes		\$ 7,492.00	\$ 7,492.00
Fringe Benefits	\$ 46,381.44	\$ 4,300.00	\$ 50,681.44
Travel/Training	\$ 5,000.00		\$ 5,000.00
Supplies	\$ 2,002.32		\$ 2,002.32
Rent	\$ 7,000.00		\$ 7,000.00
Contractual		\$ 277,282.00	\$277,282.00
Other	\$ 4,200.00		\$ 4,200.00
Indirect/Administration	\$ 17,208.24		\$ 17,208.24
TOTAL BUDGET	\$ 150,000.00	\$ 300,000.00	\$450,000.00

Planning 3081 is State Funded and Brownfields is 70% Federal and 30% Local.

Staff

Laurie Brummond
Kevin Yack
William Wright

Position

Executive Director
ED Director
Regional Planner

Weatherization/HEAT

The Uintah Basin Association of Governments oversees programs assisting qualified applicants to improve energy efficiency in homes (Weatherization) and in paying for heating bills (HEAT).

Expense Category	LIHEAP	DOE	RMP	Dominion	HEAT	Total
Salary					\$ 163,843	\$ 163,843
Fringe Benefits					\$ 58,983	\$ 58,983
Travel/Training	\$ 23,585	\$ 10,803			\$ 5,225	\$ 39,613
Supplies					\$ 10,750	\$ 10,750
Equipment					\$ 7,000	\$ 7,000
Rent					\$ 19,507	\$ 19,507
Utilities					\$ 2,000	\$ 2,000
Contractual					\$ 1,000	\$ 1,000
Communications					\$ 9,325	\$ 9,325
Operations	\$ 174,899	\$ 116,557	\$ 10,000	\$ 12,534		\$ 313,990
WX Supplies & Mat.	\$ 26,060	\$ 17,367				\$ 43,427
Crisis Funds	\$ 53,000					\$ 53,000
Indirect/Administration	\$ 35,905	\$ 16,081		\$ 1,393	\$ 31,869	\$ 85,248
TOTAL BUDGET	\$ 313,449	\$ 160,808	\$ 10,000	\$ 13,927	\$ 309,502	\$ 807,686

Funding (\$807,686) for LIHEAP, DOE and HEAT are Federal pass through. DOE and RMP are State of Utah funded.

Staff

Korey Farnsworth
 Kyle Grant
 Christopher Carman
 Danny Fausett
 Isaac Ivie
 Parker Rust
 Jeannie Powell
 Angie Henline
 Ivie Phillips
 Faye Reheis
 Brenda Adams
 Sherry Stephens
 Tirina Beacham
 Ivy Montgomery

Position

Weatherization Coordinator
 Asst. Coordinator/HVAC Supervisor
 Weatherization Auditor
 Weatherization Technician
 Weatherization Technician
 Weatherization/HVAC Technician
 WX Specialist/ SH Coordinator
 Weatherization Specialist
 HEAT Program Coordinator
 Roosevelt HEAT Specialist
 Roosevelt HEAT Specialist
 Vernal HEAT Specialist
 Vernal HEAT Specialist
 Vernal HEAT Specialist

Aging/Volunteer Services

The Uintah Basin Association of Governments oversees and operates 3 Senior Centers (Roosevelt, Duchesne, Manila) providing all types of services. Congregate Meals, Home Delivered Meals, Transportation Services, Alternative and Caregiver Services, and other programs to assist and protect senior members of the community.

Grant funding only provides about 75% of the total funds for these important services. Duchesne and Daggett Counties contribute significant resources to ensure these centers and services are provided to as many residents as possible.

The Foster Grandparent and Retired Senior Volunteer Programs oversee programs supporting senior volunteers in the Uintah Basin. Local match funds are meet annual match requirements.

<u>Expense Category</u>	AAA	SSBG	RSVP	FGP	SCP	Total
Salary	\$ 170,000	\$ 32,000	\$ 23,500	\$ 36,000	\$ 25,156	\$ 286,656
Payroll Taxes	\$ 11,900	\$ 5,600	\$ 4,300	\$ 3,000	\$ 17,358	\$ 42,158
Fringe Benefits	\$ 115,000	\$ 4,250	\$ 7,375	\$ 29,000		\$ 155,625
Travel/Training	\$ 5,000	\$ 500			\$ 5,600	\$ 11,100
Supplies			\$ 1,000		\$ 11,000	\$ 12,000
Equipment				\$ 1,200	\$ 7,500	\$ 8,700
Contractual		\$ 2,850				\$ 2,850
Insurance			\$ 750		\$ 1,500	\$ 2,250
Occupancy Costs	\$ 10,000		\$ 4,000	\$ 1,800		\$ 15,800
Legal Service	\$ 1,500					\$ 1,500
Operations	\$ 185,600		\$ 10,000		\$ 27,800	\$ 223,400
Stipends				\$ 160,000	\$ 125,280	\$ 285,280
Meals				\$ 12,000	\$ 29,960	\$ 41,960
Volunteer Support			\$ 6,725		\$ 32,049	\$ 38,774
Indirect/Administration		\$ 6,300	\$ 4,850		\$ 6,397	\$ 17,547
Food	\$ 100,000					\$ 100,000
TOTAL BUDGET	\$ 599,000	\$ 51,500	\$ 62,500	\$ 243,000	\$ 289,600	\$ 1,245,600

Funding (\$1,245,600) for Aging and volunteer services are 40% Federal, 27% Fed Pass through, 17% State and 16% Local (including 6% required match).

Staff

Kevin Yack
 Tammy Freston
 Michelle Summarell
 Ashley Marx
 Lataesla Osborne
 Cynthia Veliotis
 Leslie Sweat
 Althea Hardman
 Gloria Kay
 Sue Staggs
 Aimee Ball
 Julie Kilgrow
 Julie Perkins
 Lauren Schwanz
 Joseph Jordan
 Jim Hilton
 Graig Pilling
 Dade Knight
 Gordon Spencer
 Samantha Creamer

Position

Aging Director
 ALM, FCG, HDM Case Manager
 Aging & Trans Specialist, Ombudsman
 RSVP, SHIP, SMP, MIPAA Specialist
 Driver, SMP, SCP Specialist
 Cook – Gateway Center
 Cook – Gateway Center
 Cook – Crossroads Center
 Cook – Crossroads Center
 Cook/Senior Spec. – Daggett Center
 Cook – Daggett Center
 Senior Specialist – Crossroads Center
 Senior Specialist – Gateway Center
 Foster Grandparent Specialist
 Driver
 Driver
 HDM Driver
 HDM Driver
 Driver
 Sub Cook/Sub Driver

Housing/Community Development

The UBAOG Housing Department oversees projects for the building of new and rehabilitation or replacement of single family housing within the area.

Self Help Housing works with would-be homeowners to construct new, or rehabilitate existing housing.

CDBG Housing and CDBG Administration/Planning Grants oversee projects as directed by priorities set by the Regional Review Committee for CDBG funds for the area. CDBG Housing also provides down payment assistance and home rehabilitation funds for qualified applicants.

The SFRRP Program is used to oversee construction or replacement homes for qualified applicants. This program uses the Duchesne County Housing Partnership with the Duchesne County Jail to construct homes built at the facility and then placed at a location of the applicant.

Housing Preservation Grants provide an additional housing rehabilitation resource (in addition to CDBG Housing) for repair of existing housing.

<u>Expense</u>	SH Grant 1	Self Help Grant 2	SFRRP	HPG	Self Help Capital	State	DPA	Housing Partnership	Loan Funds	Totals
Salary	150,000	120,000	22,800			2,000				294,800
Payroll Taxes	7,000	7,000	501			1,000				15,501
Fringe Benefits	77,000	65,000	13,810			1,500				157,310
Travel/Training	6,000	4,500	1,600			800				12,900
Supplies	3,000	1,750								4,750
Equipment		7,020								7,020
Contractual	25,000	5,000								30,000
Occupancy	28,000	15,000								43,000
Other	75,000	7,413	5,352		306,000			150,000		543,765
Construction			235,000	60,000					4,000,000	4,295,000
Indirect	35,500	26,600	57,937							120,037
DPA			36,000				150,000			186,000
TOTAL	406,500	259,283	373,000	60,000	306,000	5,300	150,000	150,000	4,000,000	5,710,083

Funding (\$5,710,083) for Housing and CDBG comes from 70% Loans, 13% Fed, 7% Fed pass through, and 10% other.

Staff

Kevin Yack
 Jeannie Powell
 Kendra Hackford
 Angie Henline
 Korey Farnsworth
 Nathan Clifton

Position

ED Director
 Housing Coordinator
 Housing Specialist
 Housing Specialist
 Self Help Construction Supervisor
 Self Help Construction Specialist

**SFRRP contains Single family and CDBG grants*

Clients obtain financing of new construction and rehabilitation construction and are responsible for repayment of these funds.

Economic Development

The UBAOG Economic Development oversees and administers grants promoting economic development within the tri-county area. Funding for the Economic Development Grant is split evenly between the US Department of Commerce and local match monies.

The Revolving Loan Fund provides gap financing for new or existing business with the primary purposes of providing employment and diversification of the employer base.

BTA Contributions are funds provided by local entities (UBATC, UBMC) to provide material support to transportation needs in the area.

<u>Expense Category</u>	EDA Planning	DC Grant Writer	RLF	Total
Salary	\$ 47,409	\$ 20,000	\$ 6,000	\$ 73,409
Fringe Benefits	\$ 32,238	\$ 10,000	\$ 4,000	\$ 46,238
Travel/Training	\$ 1,000			\$ 1,000
Supplies	\$ 392	\$ 1,500		\$ 1,892
Other	\$ 7,000			\$ 7,000
Indirect/Administration	\$ 11,961	\$ 5,000		\$ 16,961
TOTAL BUDGET	\$ 100,000	\$ 36,500	\$ 10,000	\$ 146,500

Funding (\$146,500) for Economic Development comes from 52% Local (20% required), and 48% Federal.

Staff

Laurie Brummond
David Rust
Kevin Yack
Kendra Hackford
Jeremy Garlick
Will Wright

Position

Executive Director
RLF Coordinator
Economic Development Director
RLF Specialist
Finance Director
EDA Planner

Basin Transit Association/Transit Services

The UBAOG oversees and operates the Basin Transit Association. Funding from Federal grants require a local match. Duchesne, Daggett, and Uintah Transportation Special Service Districts serve as the required local match to oversee operations and administration of this service.

Advertising is revenue generated from selling ad space on BTA buses and benches.

Expense	5311 Grant	Duchesne A1 Tax	Daggett A1 Tax	Uintah A1 Tax	Total
Salary	\$ 100,000.00	\$ 60,000.00	\$ 5,000.00	\$ 60,000.00	\$ 225,000.00
Payroll Taxes	\$ 45,000.00	\$ 15,000.00		\$ 15,000.00	\$ 75,000.00
Fringe Benefits	\$ 65,000.00	\$ 45,000.00	\$ 3,000.00	\$ 45,000.00	\$ 158,000.00
Equipment		\$ 100,000.00		\$ 100,000.00	\$ 200,000.00
Occupancy Costs	\$ 20,000.00				\$ 20,000.00
Operations	\$ 310,000.00	\$ 200,000.00	\$ 5,000.00	\$ 200,000.00	\$ 715,000.00
Indirect	\$ 10,000.00		\$ 2,000.00		\$ 12,000.00
TOTAL BUDGET	\$ 550,000.00	\$ 420,000.00	\$ 15,000.00	\$ 420,000.00	\$ 1,405,000.00

Funding sources for BTA are \$550,000 (Fed pass through), \$450,000 (local match), and \$405,000 (local tax).

Staff

Kevin Yack
 Carl Conrad
 Michelle Summarell
 Joeseeph Reyes
 LateasLa Barnett
 Shanna Braman
 Mikel Cortisse
 Tom Edwards
 Mark Redmond
 Kevin Karren
 Lukas Leathers
 Melvin Ray
 Matt Spencer
 Cheryle Snow
 Gordon Spencer
 Kim Bartel
 Brenda Cloud
 Michelle Cortisse
 Kyle Blanchard
 Wayne Marx

Position

Regional Planner/Transit Director
 Transit Operations Manager
 Demand Response Coordinator
 Transit Coordinator/Driver
 Driver
 Driver
 Driver
 Driver
 Driver
 Driver
 Driver
 Driver
 Driver
 Driver
 Driver
 Driver
 Driver
 Driver
 Driver
 Driver
 Driver
 Substitute Driver
 Substitute Driver
 Substitute Driver
 Substitute Driver/Dispatcher
 Substitute Driver/Dispatcher

Community Services

The UBAOG Community Services Department oversees various programs to assist needy individuals and families in the area.

Programs and Services include:

- Community Services Block Grant (CSBG)
- Food Pantries (TEFAP, FEMA, EFN, County Contributions)
- Emergency Shelter and Temporary Assistance for Needy Families (TANF)
- Volunteer Income Tax Assistance (VITA)
- Continuum of Care and Transitional Housing Operations
- Duchesne County Children's Justice Center (CJC, NCA, Local Donations)

Expense	CJC	NCA	VOCA	CSBG (old)	CSBG (new)	TANF FHP	HSG	COC	EFA	Totals
Salary	\$ 71,254	\$ 4,252	\$ 36,608	\$ 22,230	\$ 50,730	\$ 15,000	\$ 8,122	\$ 7,506	\$ 10,000	\$ 225,702
Fringe Benefits	\$ 44,928	\$ 2,728	\$ 14,000	\$ 14,424	\$ 32,974	\$ 9,000	\$ 5,279	\$ 4,294	\$ 4,900	\$ 132,527
Travel/Training	\$ 500			\$ 400	\$ 1,000	\$ 3,000			\$ 2,400	\$ 7,300
Supplies	\$ 300		\$ 300		\$ 817	\$ 400	\$ 300		\$ 2,000	\$ 4,117
Rent						\$ 50,000	\$ 19,000	\$ 51,000		\$ 120,000
Utilities	\$ 2,700					\$ 8,000	\$ 1,000			\$ 11,700
Contractual			\$ 35,040				\$ 3,000			\$ 38,040
Communications	\$ 3,360						\$ 800			\$ 4,160
Insurance				\$ 400	\$ 800	\$ 600			\$ 1,900	\$ 3,700
Publications							\$ 219		\$ 1,000	\$ 1,219
Legal Service				\$ 750	\$ 1,500				\$ 3,000	\$ 5,250
Other							\$ 3,300		\$ 11,500	\$ 14,800
Indirect			\$ 26,078							\$ 26,078
Self-Help Homes				\$ 5,702	\$ 12,595	\$ 14,000	\$ 2,015	\$ 4,450	\$ 2,237	\$ 40,999
TOTAL	\$ 123,042	\$ 6,980	\$ 112,026	\$ 43,906	\$ 100,416	\$ 100,000	\$ 43,035	\$ 67,250	\$ 38,937	\$ 635,592

Expense	TEFAP	FEMA	Uintah Cnty Shelter	HSG - Uintah County	Donations	County Pantry	VITA - EITC	VITA - IRS	New field	Totals
Salary	\$ 7,000		\$ 17,000	\$ 13,260	\$ 10,000	\$ 20,000	\$ 4,050	\$ 2,711	\$ 1,200	\$ 75,221
Fringe Benefits	\$ 3,000		\$ 11,000	\$ 8,619	\$ 7,000	\$ 8,000	\$ 2,500	\$ 1,765	\$ 800	\$ 42,684
Travel/Training			\$ 500				\$ 300			\$ 800
Supplies			\$ 250	\$ 756	\$ 3,000		\$ 200	\$ 200		\$ 4,406
Equipment					\$ 4,000					\$ 4,000
Contractual			\$ 47,950	\$ 21,625						\$ 69,575
Communications					\$ 2,000					\$ 2,000
Insurance			\$ 300	\$ 240			\$ 240	\$ 300		\$ 1,080
Legal Service			\$ 1,000		\$ 2,000					\$ 3,000
Other	\$ 5,000				\$ 20,000				\$ 2,725	\$ 27,725
UBAOG PHP/PEA			\$ 5,000							\$ 5,000
Self-Help Homes			\$ 2,000	\$ 4,000	\$ 2,000	\$ 2,000	\$ 983	\$ 674	\$ 400	\$ 12,057
Food									\$ 500	\$ 500
HIIP		\$ 20,000			\$ 30,000					\$ 50,000
TOTAL	\$ 15,000	\$ 20,000	\$ 85,000	\$ 48,500	\$ 80,000	\$ 30,000	\$ 8,273	\$ 5,650	\$ 5,625	\$ 298,048

Funding (\$933,640) for our Community Services comes from 30% state, 27% Fed pass through, 18% Fed, 16% Local (including 2% required match), and 9% Donation.

Community Services

Staff

Cheryl Boren
Kim Lamb
Katherine Perkins
Susannah Nay
Elizabeth Rasmussen
Bobbie Snyder
Sherry Swett
Vicki Tanner
Julie Sloan
Nancy Clegg
Adelia Bickerstaff
Rachel Richens
Jordon Johnson
Laurie Horrocks

Position

Children's Justice Center Director
Community Services Coordinator
Westside Food Pantry Specialist
CJC VOCA Victim's Assistant
Grocery Rescue Specialist/Pantry Sub
TANF Specialist
Ashley Valley Pantry Specialist/Clerk
Flaming Gorge Pantry Specialist
Community Services/TANF Specialist
Roosevelt Food Pantry Specialist
Roosevelt Food Pantry Specialist
TANF Specialist
Rental Assistance Specialist
Rental Assistance Specialist

CARES Budget FY 2022

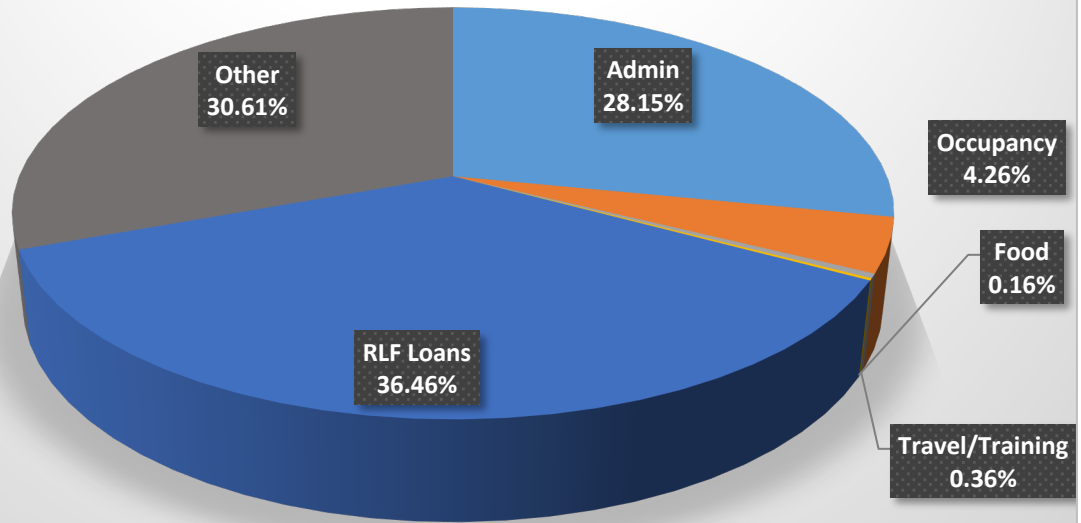
The Uintah Basin Association of Governments (UBAOG) has been affected, like many other institutions, by the COVID-19 pandemic. As a result of the pandemic, congress passed the CARES act. UBAOG has grants that are extending both funds and times over into FY 2022. These programs for FY 2022 include:

- RLF – Giving low interest loans to businesses.
- EDA Planning – To assist the region for business losses.
- CDBG 2 – Business grants and Mortgage assistance.
- CDBG 3 – Help with ADA clients
- CSBG – To help minimize the impact on the citizens of the Uintah Basin.
- ESG – Provide emergency shelter for homeless persons.
- ERA – Rental assistance to those individuals affected by the pandemic.
- Active Re-entry – Provide food to persons in need.

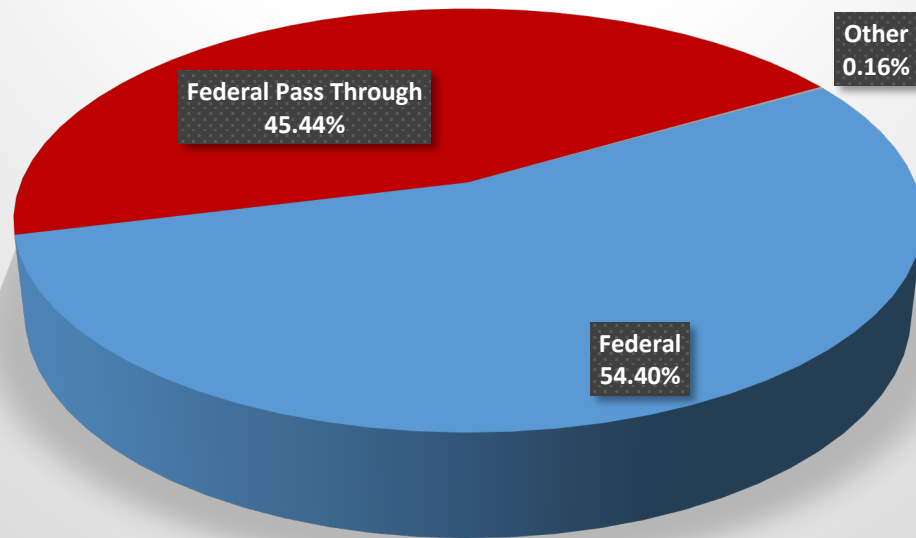
Expense	EDA Planning	CDBG 2	CDBG 3	CSBG	ESG	ERA	Active Re-Entry	RLF	Total
Salary	\$ 108,500	\$ 35,000	\$ 17,500	\$ 17,000	\$ 32,000	\$ 64,567		\$ 52,525	\$ 327,092
Fringe Benefits	\$ 73,780	\$ 17,500	\$ 12,500	\$ 12,000	\$ 19,000	\$ 43,905		\$ 35,718	\$ 214,403
Travel/Training	\$ 8,566				\$ 1,000	\$ 400			\$ 9,966
Supplies	\$ 3,780			\$ 600	\$ 300	\$ 1,500		\$ 506	\$ 6,686
Rent				\$ 20,000	\$ 70,000				\$ 90,000
Utilities					\$ 18,400				\$ 18,400
Contractual	\$ 165,000								\$ 165,000
Communications				\$ 400	\$ 300	\$ 1,000			\$ 1,700
Occupancy Costs					\$ 1,000	\$ 1,500			\$ 2,500
Other	\$ 13,000	\$ 520,032	\$ 323,484						\$ 856,516
Indirect	\$ 27,374	\$ 5,281	\$ 5,943	\$ 5,000	\$ 8,000	\$ 16,322		\$ 13,251	\$ 81,171
Food							\$ 4,500		\$ 4,500
RLF Loan								\$ 1,020,000	\$ 1,020,000
TOTAL BUDGET	\$ 400,000	\$ 577,813	\$ 359,427	\$ 55,000	\$ 150,000	\$ 129,194	\$ 4,500	\$ 1,122,000	\$ 2,797,934

Funding for the CARES Budget is from 54.4% Federal (\$1,522,000), 45.4% Federal pass through (\$1,271,434), and 0.2% other (\$4,500). As shown in the chart below.

CARES Expenses FY 2022



CARES Revenue FY 2022



Total UBAOG Budget Expenses

Expense	UBAOG	CARES	Total	%
Salary	\$ 1,453,765	\$ 327,092	\$ 1,780,857	14.75%
Payroll Taxes	\$ 140,151	\$ -	\$ 140,151	1.16%
Fringe Benefits	\$ 822,049	\$ 214,403	\$ 1,036,452	8.58%
Travel/Training	\$ 77,713	\$ 9,966	\$ 87,679	0.73%
Supplies	\$ 39,917	\$ 6,686	\$ 46,603	0.39%
Equipment	\$ 225,520	\$ -	\$ 225,520	1.87%
Rent	\$ 146,507	\$ 90,000	\$ 236,507	1.96%
Utilities	\$ 13,700	\$ 18,400	\$ 32,100	0.27%
Contractual	\$ 418,747	\$ 165,000	\$ 583,747	4.83%
Communications	\$ 16,685	\$ 1,700	\$ 18,385	0.15%
Insurance	\$ 7,030	\$ -	\$ 7,030	0.06%
Printing/Publications	\$ 1,219	\$ -	\$ 1,219	0.01%
Occupancy Costs	\$ 78,800	\$ 2,500	\$ 81,300	0.67%
Legal Service	\$ 9,750	\$ -	\$ 9,750	0.08%
Operations	\$ 1,224,590	\$ -	\$ 1,224,590	10.14%
Other	\$ 725,290	\$ 856,516	\$ 1,581,806	13.10%
UBAOG PHP/PEA	\$ 5,000	\$ -	\$ 5,000	0.04%
WX Supplies & Mat.	\$ 43,427	\$ -	\$ 43,427	0.36%
Stipends	\$ 285,280	\$ -	\$ 285,280	2.36%
Crisis Funds	\$ 53,000	\$ -	\$ 53,000	0.44%
Meals	\$ 41,960	\$ -	\$ 41,960	0.35%
Volunteer Support	\$ 16,174	\$ -	\$ 16,174	0.13%
Construction	\$ 2,725,000	\$ -	\$ 2,725,000	22.56%
Indirect/Administration	\$ 295,079	\$ 81,171	\$ 376,250	3.12%
Self-Help Homes	\$ 53,056	\$ -	\$ 53,056	0.44%
Recognition	\$ 22,600	\$ -	\$ 22,600	0.19%
Food	\$ 100,500	\$ 4,500	\$ 105,000	0.87%
HIIP	\$ 50,000	\$ -	\$ 50,000	0.41%
RLF Loans		\$ 1,020,000	\$ 1,020,000	8.45%
Down Payment Assist.	\$ 186,000	\$ -	\$ 186,000	1.54%
TOTAL BUDGET	\$ 9,278,509	\$ 2,797,934	\$ 12,076,443	

Revenues

Revenues	UBAOG	CARES	Total	%
Federal	\$ 1,756,579	\$ 1,522,000	\$ 3,278,579	27.15%
Federal Pass Through	\$ 2,305,731	\$ 1,271,434	\$ 3,577,165	29.62%
State	\$ 663,014	\$ -	\$ 663,014	5.49%
Local Required	\$ 547,560	\$ -	\$ 547,560	4.53%
Local	\$ 337,500	\$ -	\$ 337,500	2.79%
Taxes	\$ 405,000	\$ -	\$ 405,000	3.35%
Fundraiser	\$ 97,125	\$ -	\$ 97,125	0.80%
Loans	\$ 2,500,000	\$ -	\$ 2,500,000	20.70%
Other	\$ 616,000	\$ 4,500	\$ 620,500	5.14%
Project Income	\$ 50,000	\$ -	\$ 50,000	0.41%
TOTAL BUDGET	\$ 9,278,509	\$ 2,797,934	\$ 12,076,443	